

Thanks for your bidding on our products.

How to install the CNC router? About 1325 CNC Router, water cooling spindle(air cooling without water pump and water tank, other accessories is same), please do like follows,




1. About software,


a, if your software is Ncstudio, the standard accessories as below,



You need to install PCI card.









Motherboard of Ncstudio

b, if you use DSP handle, the standard accessories as below,




Connect DSP handle to machine.





2. Install water pump






Rotary it clockwise

The water pipe has been marked as below,



You can pour water into water tank, the yield of water is about 3/4 of water tank.

3. Connect machine to power distribution cabinet.



The wires should be consistent between machine with cabinet.(Note: we will mark on wires, you can follow it to connect wires.)





Hope these information can help you.

www.bestcutters4u.com